


ERDOSMILLER
engineering solutions.



ERDOS MILLER – NEW OFFICE DESIGN

SHANNON HAYES

OVERVIEW

- **Why We Want to Update Our Office Space**
- **Review Design Spaces**
- **Timeline to Complete Designs**
- **Cost**
- **Questions?**

WHY WE FEEL IT IS IMPORTANT TO REDESIGN THE OFFICE SPACE

- We moved into the office about **3 years ago** and would like to give the walls of the office building a face lift. A well-designed office and the tone it communicates can impact your team's efficiency, productivity, morale, overall attitude.
- Additional reasons to update the office:

1. **Your Office Design Can Promote Company Culture**

We can define our business's culture and illustrate it to employees and visitors.

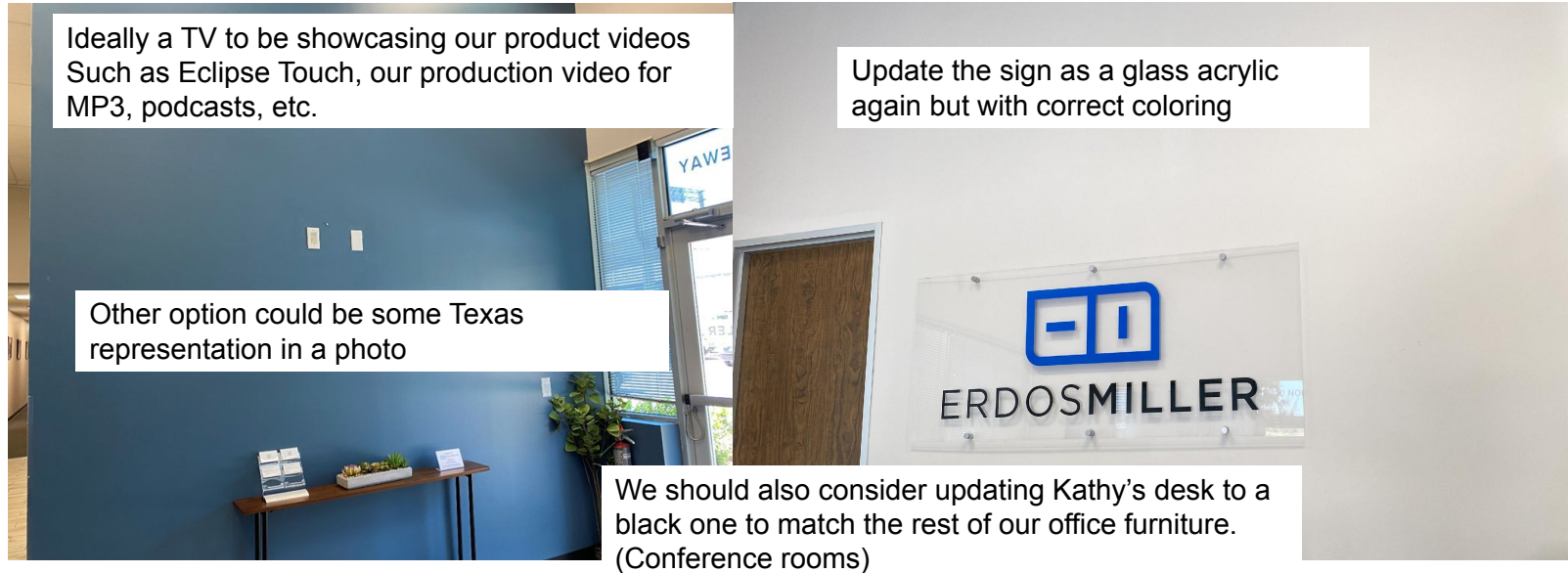
2. **Your Office Design Impacts the Employees**

Creating more of an identity in the office space can increase productivity and create more of a community.

3. **Your Office Design Is a Direct Reflection of Who You Are**

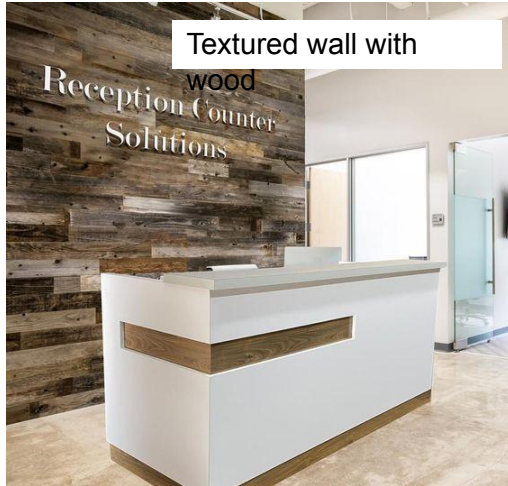
You are your business, and your business is you. One reflects the other. The image you present radiates through your workspace. Your clients will associate a cluttered office with a cluttered mind. Even if you show a polished image, a shabby or unprofessional looking workplace will remain in the back of their minds.

OFFICE SPACES - LOBBY



OFFICE SPACES - LOBBY

- Inspiration**



Textured wall with wood



Raised lettering for the sign



*Sticking with the acrylic glass sign


OFFICE SPACES – HALLWAY WALL



- This is the first wall customers usually see during a tour.
- Our idea for this would have 6 images of Oilfield life in black and white displayed across the wall.



www.shutterstock.com - 92142811



www.shutterstock.com - 333331538

OFFICE SPACES – HALLWAY WALL

- **Inspiration**

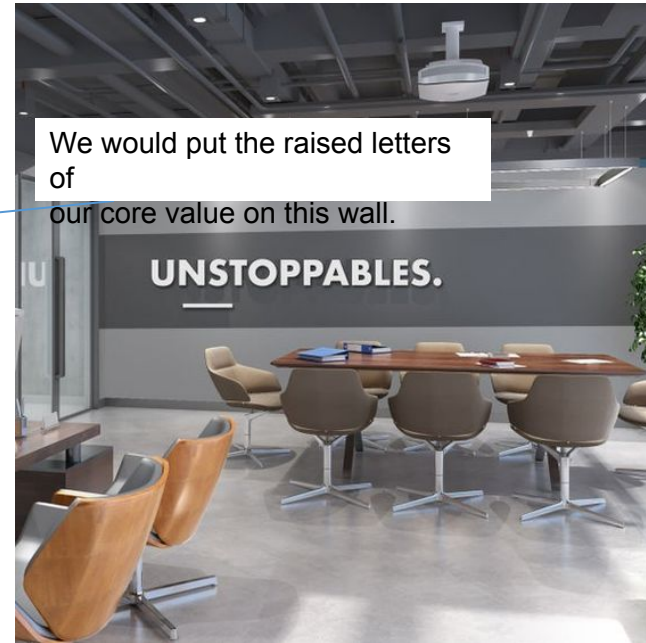



OFFICE SPACES – TESLA

- Each conference room will have the same type of design.
- **Design:**
 - Faux wood wall using vinyl behind the tv. Adding more texture as a backdrop.
 - Removing the top cabinets.
 - Moving tv to the end of the table.



OFFICE SPACES – TESLA



OFFICE SPACES – TESLA

- **Inspiration**



The background wood looks modern in the conference rooms.



We would implement the textured wall into the conference rooms and possibly the lobby to keep everything cohesive.



OFFICE SPACES – NEWTON



OFFICE SPACES – CALIBRATION WORKSHOP

- We would like to add a MicroPulse creation Timeline to showcase the process and progress of the tool.
- Using David's Generation of the MicroPulse and where we can pull inspiration from.




OFFICE SPACES – CALIBRATION WORKSHOP

• Inspiration

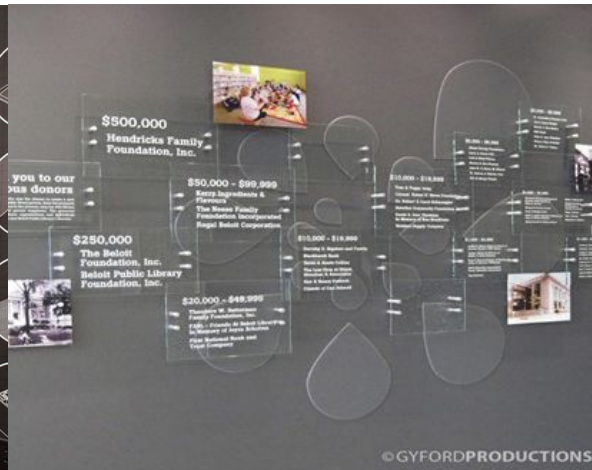
Option #1: Vinyl print and raised photos.



Option #2: A Vinyl print of the MP3 gens.



Option #3: plexiglass with images.



PROJECTED TIMELINE

July 16th

- Remove cabinets

July 22nd

- Tesla and Newton room completed
- Updated Lobby Sign installed

July 29th

- Calibration Wall completed
- Long Hallway Completed



*InkFlo proposed that all the projects could be completed within 3 days.

COST FOR OFFICE REDESIGN

- **Tesla**
 - Teak & Raised Lettering - \$971.00
- **Newton**
 - Teak & Raised Lettering - \$2,506.00
- **Calibration Wall**
 - Option #2: \$2,550.00
- **Long Hallway**
 - ~~\$3,534.00 - Inkflo Company price~~
 - \$1,550.00 – Alternative choice
- **Lobby**
 - \$387.00

QUESTIONS?



www.shutterstock.com · 1610660785



ERDOS MILLER

15120 NORTHWEST FWY

STE. 100

HOUSTON, TX 77040

SALES@ERDOSMILLER.COM

KENNETH MILLER

Principal

ken@erdosmiller.com

713-562-4315

ZACHARY GASTON

Sales Manager

zach@erdosmiller.com

281-435-7141

1-888-337-0869 — PRESS "0" TO SPEAK TO AN ENGINEER IMMEDIATELY